

REFAATO

The Reconstruction Fund for Areas
Affected by Terroristic Operations

Technical
Report for
ReFAATO
Projects Until
30/9/2018

Part (11)

September 2018

Introduction

Reconstruction Fund of the Areas Affected by the Terrorist Operations (ReFAATO) was established through article (28) of the Federal Budget Law 2015 to plan for and coordinate the recovery and reconstruction program.

To facilitate the implementation of the provisions of Articles (28) of the Federal Budget of the republic of Iraq, bi law No (2) in 2015 was published in Al wakaai Iraqi newspapering in its number (4352) on 16 Feb 2015. That bi law was amended by bi law No (3) in year 2017, which was published in Al wakaai Iraqi No (4441) in 2017. In the year of 2016, ReFAATO successfully execute 152 small projects using 20 Billion Iraqi Dinar allocated from the Iraqi Federal Budget.

In this monthly pamphlet which is the progress of projects implementation through Federal Budget and that coordinated by ReFAATO.

We hope by these series of issue the Road map of reconstruction will be clear.

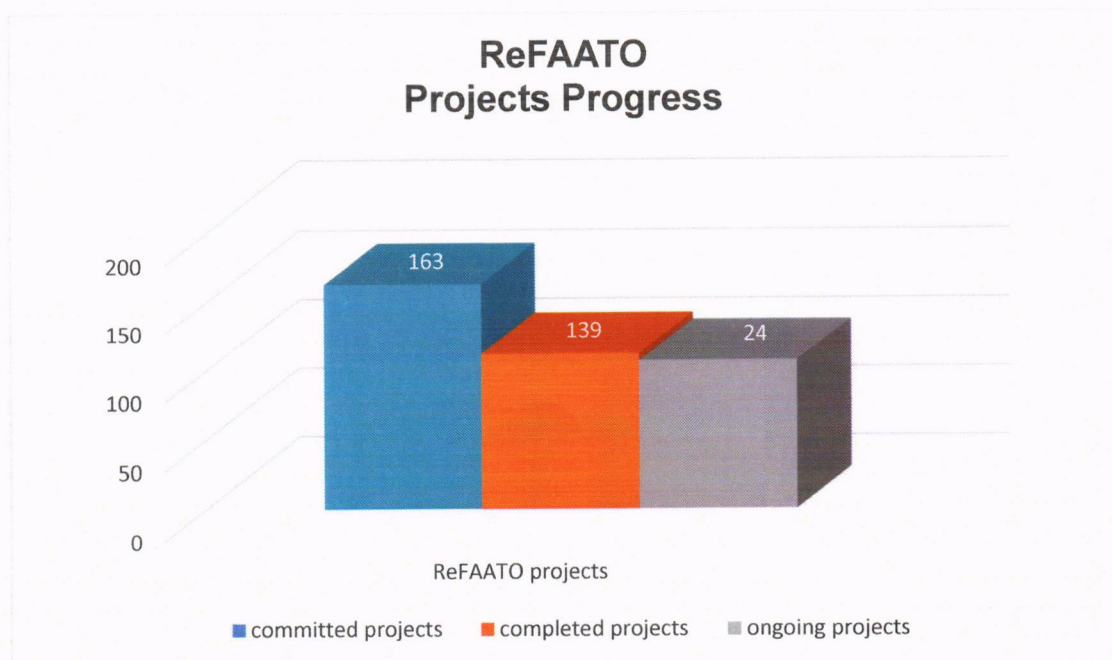
Summary of REFAATO projects (from federal budget) until 30/9/2018

Total cost of ReFAATO committed projects for 2017 150,000,000,000 IQD

Total committed projects 163 projects

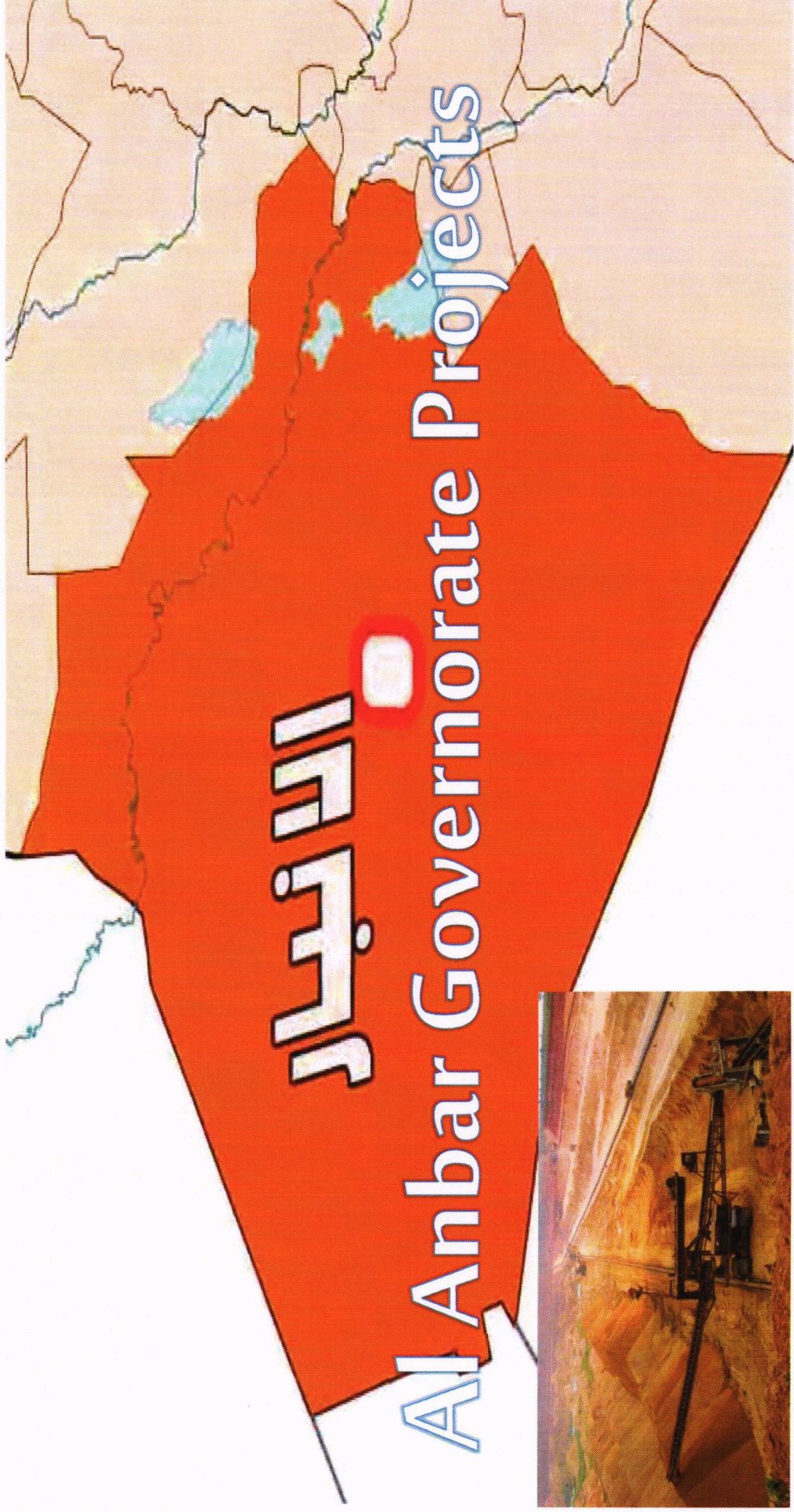
As follow: -

- Number of completed projects 139 projects
- Number of ongoing projects 24 projects




ReFAATO projects for 2017 from federal budget

#	governorate	Investment plan projects		Special program projects		Notice
		No. of projects	Cost (IQD)	No. of projects	Cost (IQD)	
1	Al Anbar governorate	31	36,832,023,800	21	11,352,697,000	(44) completed projects
2	Salah Al din governorate	10	6,890,246,000	17	5,107,813,000	(22) completed projects
3	Kirkuk governorate	2	613,852,000	9	2,291,755,000	(11) completed projects
4	Nineveh governorate	26	13,214,584,900	7	2,434,396,500	(28) completed projects
5	Baghdad /Baghdad belt governorate	8	4,734,720,000	5	1,167,018,370	(13) completed projects
6	Diyala governorate	16	6,206,572,500	4	492,150,000	(15) completed projects
7	Babil / northern Babylon	1	819,788,000	6	1,144,305,000	(6) completed projects
		94	<u>69,311,751,200</u>	69	<u>23,990,134,870</u>	139



الأنبار

Al Anbar Governorate Projects



Al anbar governorate Projects

Investment Plan

#	project	Sector	GPS	The number of beneficiaries	Duration of the project (days)	The cost of the project (IQD)	Date of contract	satarting date	Date of completion	percentage completion planned	percentage of actual completion	Deviation ratio	Financial maturity according to the percentage of actual completion	the paid amount (IQD)	Causes of deviation
1	Al ula Secondary school for girls / 18 classroom - Ramadi	Education	33 25 13.0N 43 18 28.2E	650	210	1,066,033,000	23/07/2017	06/08/2017	18/7/2018	100%	100%	0%	1,066,033,000	949,736,649	completion of work
2	Al-Kawakib secondary school for girls/18 classroom	Education	33 °24 37.3N 43°16 42.6E	450	190	1,070,000,000	24/07/2017	09/08/2017	26/4/2018	100%	100%	0%	1,070,000,000	994,052,390	completion of work
3	Dar al Salaam secondary school for boys / 18 classroom	Education	33 39 03.0N 42 49 48.3E	650	190	1,144,525,000	30/07/2017	21/08/2017	15/5/2018	100%	100%	0%	1,144,525,000	1,039,310,365	completion of work
4	Abu Ayoub Al Ansari Primary School for Boys / 12 classroom	Education	33 23 31.4N 43 52 50.8E	450	160	659,631,000	30/07/2017	17/08/2017	7/4/2018	100%	100%	0%	659,631,000	685,155,428	completion of work
5	Saada Primary Mixed School / 12 classroom	Education	33 33 14.7N 44 06 14.5E	450	170	585,985,000	31/07/2017	13/08/2017	18/7/2018	100%	100%	0%	585,985,000	832,267,088	completion of work
6	Al Wafa Primary School for Boys / 12 classroom	Education	33° 25 50.2N 43° 21 22.0E	450	165	598,000,000	02/08/2017	15/08/2017	10/5/2018	100%	100%	0%	598,000,000	564,973,995	completion of work
7	Al Rashad Secondary School for Boys / 18 classroom	Education	33 23 57.2N 43 36 01.7E	650	210	1,093,229,000	02/08/2017	17/08/2017	4/7/2018	100%	100%	0%	1,093,229,000	664,003,270	completion of work
8	Al - Afnan primary School for Boys / 12 classroom	Education	33 28 03.5N 43 18 04.6E	450	180	611,468,000	02/08/2017	15/08/2017	1/7/2018	100%	100%	0%	611,468,000	616,109,858	completion of work
9	Halima Al - Saadia Preparatory School for Girls / 12 classroom	Education	33° 26' 00.0N 43° 22' 05.6E	450	180	599,981,000	03/08/2017	08/08/2017	30/6/2018	100%	100%	0%	599,981,000	560,531,181	completion of work
10	Al Samad Primary School /12 classroom	Education	33 37 55.3N 42 50 26.8E	450	170	639,571,000	03/08/2017	21/08/2017	12/4/2018	100%	100%	0%	639,571,000	595,587,228	completion of work
11	Al - Ma'mun secondary School 18 classroom	Education	33 25 17.0N 43 19 57.9E	650	210	1,266,865,000	03/08/2017	15/08/2017	5/4/2018	100%	100%	0%	1,266,865,000	1,015,994,383	completion of work

Al anbar governorate Projects

Investment Plan

#	project	Sector	GPS	The number of beneficiaries	Duration of the project (days)	The cost of the project (IQD)	Date of contract	satarting date	Date of completion	percentage completion planned	percentage of actual completion	Deviation ratio	Financial maturity according to the percentage of actual completion	the paid amount (IQD)	Causes of deviation
12	Dijlah Primary School for Boys /12 classroom	Education	33 25 39.2N 43 17 01.6E	450	170	592,525,000	03/08/2017	16/08/2017	25/7/2018	100%	100%	0%	592,525,000	465,800,501	completion of work
13	Eshbiliya Primary Mixed School /12 classroom	Education	33 29 46.6N 44 06 14.5E	450	160	614,777,000	03/08/2017	13/08/2017	Continuous	79%	79%	0%	485,673,830	373,767,188	Stops due to delayed payment of the advance
14	Al Khider Primary School/12 classroom	Education	33 27 50.4N 43 36 27.3E	450	150	573,888,800	8/3/2017	10/25/2017	completed	100%	100%	0%	573,888,800	217,569,868	completion of work
15	Al - Salwa Primary School/18 classroom	Education	33 19 49.2N 43 47 49.5E	650	210	1,078,596,000	03/08/2017	15/08/2017	19/7/2018	100%	100%	0%	1,078,596,000	964,842,810	completion of work
16	Abi Dhar Al - Ghafari Primary School for Girls /12 classroom	Education	33 27 29.1N 43 16 17.7E	450	180	631,520,000	03/08/2017	09/08/2017	5/2/2018	100%	100%	0%	631,520,000	709,720,800	completion of work
17	Al - Murooj Al Khadra Primary School /12 classroom	Education	33 25 31.6N 43 43 10.7E	450	180	595,000,000	13/08/2017	23/08/2017	Continuous	100%	76%	24%	452,200,000	373,004,248	completion of work
18	Amer Bin Rabia School /12 classroom	Education	33 00 16.3N 42 26 13.6E	450	170	688,586,000	13/08/2017	05/09/2017	20/3/2018	100%	100%	0%	688,586,000	639,864,188	completion of work
19	Al - Khalid Primary School /12 classroom	Education	33 26 49.3N 43 44 37.4E	450	170	651,962,500	13/08/2017	10/09/2017	14/7/2018	100%	100%	0%	651,962,500	605,360,638	completion of work
20	Al - Fatwa Primary School for Boys /12classroom	Education	33 26 00.0N 43 22 05.6E	450	180	594,113,000	13/08/2017	23/08/2017	1/7/2018	100%	100%	0%	594,113,000	478,317,108	completion of work
21	Jobah Secondary School for Boys / 12 classroom	Education	33 54 33.0N 42 33 04.6E	450	160	575,131,000	13/08/2017	23/08/2017	23/9/2018	100%	96%	4%	552,125,760	360,533,688	completion of work
22	Dar Al - ilam Primary School /12 classroom	Education	33 24 44.5N 43 18 24.5E	450	170	611,635,000	13/08/2017	27/08/2017	19/8/2018	100%	100%	0%	611,635,000	780,307,829	completion of work

Al anbar governorate Projects

Investment Plan

#	project	Sector	GPS	The number of beneficiaries	Duration of the project (days)	The cost of the project (IQD)	Date of contract	starting date	Date of completion	percentage completion planned	percentage of actual completion	Deviation ratio	Financial maturity according to the percentage of actual completion	the paid amount (IQD)	Causes of deviation
23	Khalid Bin Al Waleed secondary school/ 12 classroom	Education	33 42 17.7N 43 55 18.8E	450	180	669,928,000	13/08/2017	20/08/2017	Continuous	85%	85%	0%	569,438,800	200,515,588	Stops due to delayed payment of the advance
24	Al - Shehabi Secondary School for Boys/ 12 classroom	Education	33 23 02.4N 43 51 59.1E	450	160	672,513,500	13/08/2017	27/08/2017	completed	100%	100%	0%	672,513,500	547,628,388	completion of work
25	Al - Rashidiya Secondary School for Boys /12 classroom	Education	33 24 04.0N 43 19 58.1E	450	165	577,451,000	14/08/2017	06/09/2017	9/7/2018	100%	100%	0%	577,451,000	494,543,374	completion of work
26	Jannt Al - Maawh Primary School for Boys /12 classroom	Education	33 25 54.3N 43 12 40.1E	450	170	573,900,500	15/08/2017	06/09/2017	25/4/2018	100%	100%	0%	573,900,500	550,018,959	completion of work
27	Al shaimaa middle school for girls /12 classroom	Education	33 38 16.8N 42 49 34.1E	450	180	667,409,500	23/08/2017	23/08/2017	30/1/2018	100%	100%	0%	667,409,500	861,735,465	completion of work
28	Al - Saqlawiyah Industry high school /18 classroom	Education	33 24 02.3N 43 42 05.6E	650	180	1,195,056,000	24/08/2017	10/11/2017	completed	100%	100%	0%	1,195,056,000	676,070,200	completion of work
29	Nazem Al-Warar Project	Water Resources		10000000	570	7,038,189,000	07/11/2017	11/19/2017	Continuous	53%	52%	1%	3,659,858,280	2,225,813,000	
30	Reconstruction of Nazem of Ramadi on the Euphrates River	Water Resources		10,000,000	570	6,911,239,000	07/11/2017	11/19/2017	Continuous	58%	58%	0%	4,008,518,620	2,022,830,900	
31	Rehabilitating the Heet Bridge	roads and bridges		200,000	180	1,983,315,000	07/12/2017	12/17/2017	Continuous	100%	96%	4%	1,903,982,400	689,705,000	urge letter to the execution company
	Total					36,832,023,800								22,755,671,575	

Al anbar governorate Projects

Special programs

#	project	Sector	GPS	The number of beneficiaries	Duration of the project (days)	The cost of the project (IQD)	Date of contract	satarting date	Date of completion	percentage completion planned	percentage of actual completion	Deviation ratio	Financial maturity according to the percentage of actual completion	the paid amount (IQD)	Causes of deviation
1	Repair and rehabilitation of Ramadi-heet street	roads and bridges	33 25 36.6N 42 58 36.1E	400,000	145	285,000,000	30/07/2017	21/08/2017	3/1/2018	100%	100%	0%	285,000,000	101,750,000	completion of work+O4:O16
2	Re-establishment of the municipal section VI	Municipalities	33 24 46.0N 43 12 51.0E	100,000	180	220,575,000	02/08/2017	29/08/2017	28/12/2017	100%	100%	0%	220,575,000	194,999,300	completion of work
3	Rehabilitation of the building of the internal departments in Fallujah / Anbar	Higher Education			80	211,829,000	15/10/2017	29/10/2017	5/2/2018	100%	100%	0%	0	106,359,000	completion of work
4	Rehabilitation of irrigation stations in Al jazeera and Al Shamia and Ramadi / Alanbar	Water Resources													
5	Rehabilitation of drainage stations in Al-Jazeera and Al-Shamiya in Ramadi / Anbar	Water Resources			90	877,170,000	17/10/2017	29/10/2017	19/2/2018	100%	100%	0%	877,170,000	275,560,000	completion of work
6	Reconstruction of the Archery in Albuitha Ramadi / Anbar	Water Resources													
7	Construction of security fence heet / Alanbar	Government buildings				99,750,000			complete	100%	100%	0%	99,750,000	99,750,000	completion of work
8	Al Hammiya water station	Water				100,000,000			complete	100%	100%	0%	100,000,000	100,000,000	completion of work
9	Subeihat Water station	Water				36,800,000			complete	100%	100%	0%	36,800,000	36,800,000	completion of work

Al anbar governorate Projects

Special programs

#	project	Sector	GPS	The number of beneficiaries	Duration of the project (days)	The cost of the project (IQD)	Date of contract	satarting date	Date of completion	percentage completion planned	percentage of actual completion	Deviation ratio	Financial maturity according to the percentage of actual completion	the paid amount (IQD)	Causes of deviation
10	providing and installation of Al Hadra transformer station 33/11KV capacity 2 * 31.5 MVA/ Heat / Anbar	Electricity			90	361,000,000	18/10/2017	30/10/2017	17/4/2018	100%	100%	0%	361,000,000	0	completion of work
11	Rehabilitation of the al maarid street to the Forsan intersection in Ramadi / Anbar	Municipal			140	2,123,020,000	22/10/2017	05/11/2017	complete	100%	100%	0%	2,123,020,000	482,636,250	completion of work
12	Rehabilitation of the street from the intersection of the al fursan to the intersection of Street (20) Ramadi / Anbar	Municipal			140	967,828,000	22/10/2017	06/11/2017	complete	100%	100%	0%	967,828,000	242,938,000	sewer works was not completed
13	Providing and installation of the transformation plant nursery 33/11KV / heet / Anbar	Electricity			140	472,473,000	22/10/2017	14/11/2017	14/4/2018	100%	100%	0%	472,473,000	167,634,000	completion of work
14	Rehabilitation of a power line west of Baghdad - hadeetha 400KV / all of Anbar governorate	Electricity			140	2,710,350,000	25/10/2017	14/11/2017	Continuous	0%	stopped	stopped		0	

Al anbar governorate Projects

Special programs

#	project	Sector	GPS	The number of beneficiaries	Duration of the project (days)	The cost of the project (IQD)	Date of contract	satarting date	Date of completion	percentage completion planned	percentage of actual completion	Deviation ratio	Financial maturity according to the percentage of actual completion	the paid amount (IQD)	Causes of deviation
15	Rehabilitation of the municipality building / municipal section (second / Ramadi / Anbar	Municipalities			170	373,752,000	26/10/2017	06/11/2017	complete	100%	100%	0%	373,752,000	0	completion of work
16	Rehabilitation of the municipality building / municipal section fourth / Ramadi / Anbar	Municipalities													
17	Reconstruction of a police station in the district of Fallujah	Interior			150	974,585,000	30/10/2017	19/11/2017	complete	100%	100%	0%	974,585,000	0	completion of work
18	rehabilitation of the street from el eshreen street to al malaab street	Municipal			120	983,270,000	12/11/2017	12/11/2017	19/6/2018	100%	100%	0%	447,431,500	447,431,500	completion of work
19	The ferry in the Heat	roads and bridges			30	194,400,000	14/11/2017	14/11/2017	complete	100%	100%	0%	0%	116,685,000	completion of work
20	Rehabilitation of the building of the Department of Physics and the Arab College of Education for Pure Sciences / Anbar University	Higher Education			75	474,214,000	04/12/2017	04/12/2017	complete	100%	100%			0	completion of work


Al anbar governorate Projects

Special programs

#	project	Sector	GPS	The number of beneficiaries	Duration of the project (days)	The cost of the project (IQD)	Date of contract	satarting date	Date of completion	percentage completion planned	percentage of actual completion	Deviation ratio	Financial maturity according to the percentage of actual completion	the paid amount (IQD)	Causes of deviation
21	Rehabilitation of the classrooms in the college of Agriculture / Anbar University	Higher Education													
	Total					11,466,016,000									



Nineveh Governorate Projects



Nineveh governorate Projects

Investment Plan

#	project	Sector	GPS	The number of beneficiaries	Duration of the project	The cost of the project	Date of contract	satarting date	Date of completin	percentage completion planned	percentage of actual completion	Deviation ratio	Financial maturity according to the percentage of actual completion	the paid amount (IQD)	Causes of deviation
1	Al Shoura Primary School /6 classroom	education	35° 59'43.8"N 43° 13'18.5"E	600	170	715,512,000	02/08/2017	16/08/2017		100%	87%	13%	622,495,440	511,388,163	Complete of work
2	Al qayyarah secondary school for boys/ 6 classroom	education	35° 47'23.1"N 43° 17'23.4"E	600	180	687,989,900	02/08/2017	16/08/2017	12/5/2018	100%	100%	0%	687,989,900	545,723,500	Complete of work
3	Al Shura Secondary School for Boys /12 classroom	education	36° 00'03.8"N 43° 13'36.0"E	600	180	750,236,000	24/08/2017	07/09/2017	18/4/2016	100%	100%	0%	750,236,000	597,008,000	Complete of work
4	Ajhala Primary School for Boys /12 classroom	education	35° 42'31.9"N 43° 17'58.5"E	600	160	737,710,000	02/08/2017	13/08/2017	3/5/2018	100%	100%	0%	737,710,000	555,650,000	Complete of work

Nineveh governorate Projects

Investment Plan

#	project	Sector	GPS	The number of beneficiaries	Duration of the project	The cost of the project	Date of contract	satarting date	Date of completin	percentage completion planned	percentage of actual completion	Deviation ratio	Financial maturity according to the percentage of actual completion	the paid amount (IQD)	Causes of deviation
5	paving sidewalks and building side profiles of the main street / Al-Nasr neighborhood and Barboush / Sinjar district / Nineveh	Municipalities			60	188,480,000	5/6/2018	25L6L2016	completed	100%	100%	0%	188,480,000	0	
6	Rehabilitation of streets and painting molds in Shoura	Municipalities		400,000	70	1,484,600,000	05/11/2017	11/20/2017	completed	100%	100%	0%	0	1,026,470,000	Complete of works
7	Rehabilitation and covering main street in Hammam Al-Alil	Municipalities													
8	rehabilitating various streets in the center of Qayyarah district	Municipalities													
9	Rehabilitation and paving the streets in the center of the district of Qayyarah	Municipalities													
10	Rehabilitation of the southern entrance of the Kasbah (Salihiya Street) with the change of (water pipe) located in the middle of the street in the area of hammam Al-Alil / Phase I	Municipalities													
11	paving internal Streets in Shoura district	Municipalities													
12	paving of internal roads in the area of Baasheqa	Municipalities		65	945,980,000	14/11/2017	11/28/2017	completed	100%	100%	0%	0	842325000	Complete of works	
13	Maintenance of streets in the area of Baasheqa	Municipalities													
14	Build side and laying sidewalks in Bartila	Municipalities													
15	paving of sewer network path in Bartila	Municipalities													
	Total					5,510,507,900									

Nineveh governorate Projects

Special programs

#	project	sector	GPS	The number of beneficiaries	Duration of the project	The cost of the project	Date of contract	satarting date	Date of completion	percentage completion planned	percentage of actual completion	Deviation ratio	Financial maturity according to the percentage of actual completion	the paid amount (IQD)	Causes of deviation
1	Maintenance and rehabilitation of buildings for Management and Economics college / University of Mosul	Higher Education	3622.897°N 438.592°E	2000	140	900,000,000	02/08/2017	20/08/2017	continuous	100%	100%	0%	900,000,000	205,145,000	Complete of work
2	Rehabilitation of electricity networks / Mosul	electricity				731,600,000	18/10/2017			100%	100%	0%	0	146,320,000	Complete of work
3	Rehabilitation and maintenance of roads in Al-Hamdaniya and Al-Nimrud district	Municipalities			50	275,016,500	02/11/2017		29/1/2018	100%	100%	0%	0	107,075,000	Complete of work
4	Rehabilitation of Al Waqas Police Station Building	Interior			50	303,428,000	20/11/2017			100%	100%	0%	0	0	Complete of work
5	Rehabilitation of Al Yarmouk Police Station building	Interior													
6	Rehabilitation of the Civil Defense Center building in Al jazaer area	Interior			50	224,352,000	21/11/2017	not started	11/2/2018	100%	100%	0%	0	0	Complete of work
7	Rehabilitation of Al-Nasr Police Directorate building	Interior													

Nineveh governorate Projects

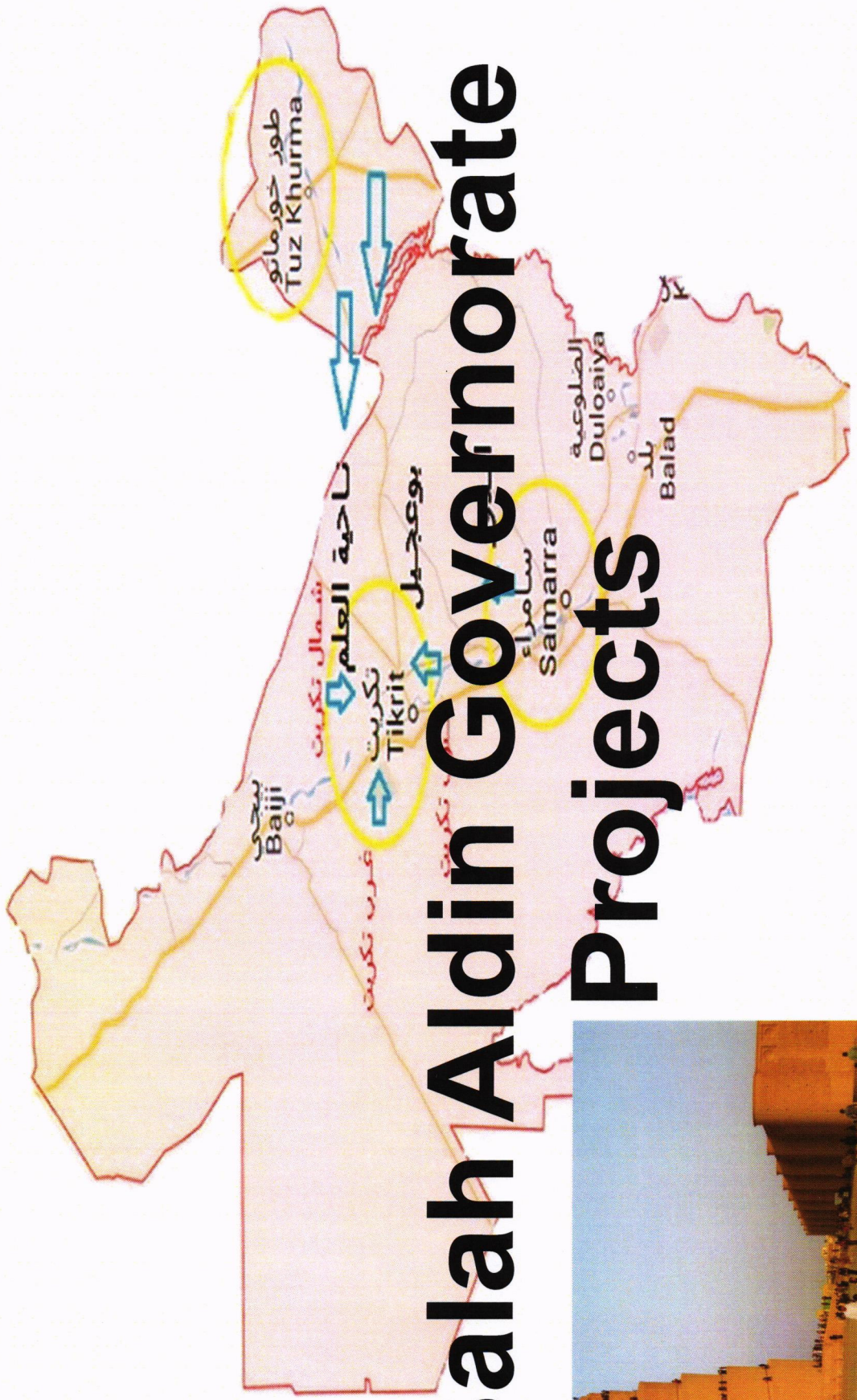
Special programs

#	project	sector	GPS	The number of beneficiaries	Duration of the project	The cost of the project	Date of contract	satarting date	Date of completion	percentage completion planned	percentage of actual completion	Deviation ratio	Financial maturity according to the percentage of actual completion	the paid amount (IQD)	Causes of deviation
8	Rehabilitation of the college of Arts Building / Mosul University / Nineveh	Higher Education		4,000	140	1,414,930,000	02/08/2017	08/10/2017	16/5/2018	100%	100%	0%	1,414,930,000	0	Complete of work
9	Rehabilitation of the buildings of the college of Environmental Sciences / University of Mosul / Nineveh	Higher Education	36° 23.126'N 43° 8.471'E												
10	Rehabilitation of the college of Nursing Buildings / Mosul University / Nineveh	Higher Education	36° 22.574'N 43° 8.948'E	4,000	140	1,627,784,000	25/09/2017	03/10/2017	continuous	100%	99%	1%	1,611,506,160	0	stop due to execution company
11	Rehabilitation of the Physical Education college buildings / University of Mosul / Nineveh	Higher Education	36° 22.696'N 43° 8.696'E												
12	Rehabilitation College of Dentistry / University of Mosul / Nineveh	Higher Education	36° 23.197'N 43° 8.919'E	2,500	140	1,464,915,000	15/10/2017	29/10/2017	26/4/2018	100%	100%	0%	1,464,915,000	0	Complete of work
13	Rehabilitation College of Pharmacy / Mosul University / Nineveh	Higher Education	36° 22.491'N 43° 8.637'E												


Nineveh governorate Projects

Special programs

#	project	sector	GPS	The number of beneficiaries	Duration of the project	The cost of the project	Date of contract	satarting date	Date of completion	percentage completion planned	percentage of actual completion	Deviation ratio	Financial maturity according to the percentage of actual completion	the paid amount (IQD)	Causes of deviation
14	Rehabilitation of projects department building / University of Mosul / Nineveh	Higher Education	36° 22.552'N 43° 8.762'E	4250	105	1,624,462,000	28/09/2017	11/10/2017	continuous	100%	84%	16%	1,364,548,080	0	The execution company was delayed and a warning letter was sent
15	Rehabilitation of college of Science buildings / University of Mosul / Nineveh	Higher Education	36° 22.557'N 43° 8.579'E												
16	Rehabilitation of research centers buildings / University of Mosul / Nineveh	Higher Education													
17	Rehabilitation of the building of the College of Education / University of Mosul	Higher Education		4250	110	1,571,950,000	30/10/2017	14/11/2017	completed	100%	100%	0%	0	0	Complete of work
18	Rehabilitation of the building of the college of Engineering / University of Mosul	Higher Education													
Total						10,138,437,500									



Salah Aldin Governorate Projects



Salah Al din governorate Projects

Investment Plan

#	project	Sector	GPS	The number of beneficiaries	Duration of the project (days)	The cost of the project (IQD)	Date of contract	satarting date	Date of completion	percentage completion planned	percentage of actual completion	Deviation ratio	Financial maturity according to the percentage of actual completion	the paid amount (IQD)	Causes of deviation
1	Al dur Al olah school for girls / 12 classroom	education	34 27 26.2N 47 47 18.5 E	450	180	716,944,000	25/07/2017	05/08/2017	5/8/2018	100%	100%	0%	716,944,000	473,324,000	
2	Al furqan high school /18 classroom	education	34 26 18.0N 43 40 35.5E	700	170	1,119,644,000	30/07/2017	28/08/2017	Continuous	100%	98%	0%	1,097,251,120	460,097,509	
3	haffs Al dury high school / 6 classroom	education	34 27 42.8N 43 50 31.3E	255	120	330,000,000	03/08/2017	21/08/2017	7/3/2018	100%	100%	0%	330,000,000	486,574,148	
4	Saad bin Moath Primary School 6/ classroom	education	34 26 42.9N 43 44 05.2E	250	180	303,645,000	13/08/2017	22/08/2017	Continuous	100%	85%	0%	258,098,250	272,903,138	
5	Al faris Al arabi Kindergarten / 4 classroom	education	34 36 06.9N 43 40 32.9 E	350	180	417,595,000	13/08/2017	28/08/2017	completed	100%	100%	0%	417,595,000	322,789,985	
6	Al ashaaws school for boys 9/ classroom	education	34 18 23.4N 43 46 59.1E	140	180	469,258,000	24/08/2017	11/09/2017	25/7/2018	100%	100%	0%	469,258,000	312,418,251	
7	Rehabilitation of the internal sections of the students and aldri hall in al dur technical institute/Aldur/ salah al din	Higher Education	34 27 36N 43 48 34E	3000	150	484,140,000	25/09/2017	04/10/2017	completed	100%	100%	0%	484,140,000	309,265,663	
8	Drainage network of water drainage and lighting and paving of the road from Al-Hareth hospital to the valley with 1800 m length	Municipalities	37 68 92N 4 77 17 E	2000	150	994,050,000	26/09/2017	10/10/2017	Continuous	100%	90%	10%	894,645,000	351,240,110	Because of the existence of communication cables, water pipes, electric poles and spare parts orders
9	Reconstruction of internal sections for students (4) University of Tikrit	Higher Education	34° 40.717'N 43° 38.914'E	4,000	240	754,370,000	11/12/2017	20/12/2017	Continuous	90%	85%	20%		198,354,000	

Salah Al din governorate Projects

Investment Plan

#	project	Sector	GPS	The number of beneficiaries	Duration of the project (days)	The cost of the project (IQD)	Date of contract	satarting date	Date of completion	percentage completion planned	percentage of actual completion	Deviation ratio	Financial maturity according to the percentage of actual completion	the paid amount (IQD)	Causes of deviation
10	supplying of materials for the rehabilitation of the electricity network in Salahaddin	electricity			20	144,600,000	14/12/2017		completed	100%	100%			207,413,606	
	supplying of materials for the rehabilitation of the electricity network in Salahaddin (transformers)	electricity		50,000	30	939,000,000	14/12/2017		completed	100%	100%			100,000,000	
	Total			56,000		6,673,246,000									

Salah Al din governorate Projects

Special programs

#	project	Sector	GPS	The number of beneficiaries	Duration of the project (days)	The cost of the project (IQD)	Date of contract	satarting date	Date of completion	percentage completion planned	percentage of actual completion	Deviation ratio	Financial maturity according to the percentage of actual completion	the paid amount (IQD)	Causes of deviation
1	rehabilitation and operation of water station with capacity of 200 m3/hour in Al etha, Al shirqat/salah aldin	Water	35 63 864N 43 24 181E												
2	rehabilitation and operation of water station with capacity of 200 m3/hour in Alhijaj/baiji/salah aldin	Water	34 85 308N 43 54 104E	27,000	120	257,900,000	25/07/2017	06/08/2017	17/12/2017	100%	100%	0%	257,900,000	77,928,250	completion of work
3	paving Al dur institute street in Al dur district	Municipalities	34 28 12N 43 47 38.16E	10,000	80	435,000,000	17/09/2017	01/10/2017	Continuous	100%	95%	0%	413,250,000	364,000,000	
4	rehabilitation and completion of Al dur police building and Al alam chick point	Interior	21 49 34 N 26 76 43 47E	60,000	10+90	307,000,000	17/09/2017	01/10/2017	16/1/2018	100%	100%	0%	307,000,000	221,620,000	completion of work
5	Rehabilitation of the headquarters of the departments (Swat) and the fight against explosives and police discipline) and the Saleh Owaid Hall	Interior	3.21 34 37N 23.44 43 40E	7,000	85	455,595,000	25/09/2017	05/10/2017	20/12/2017	100%	100%	0	455,595,000	356,722,000	completion of work

Salah Al din governorate Projects

Special programs

#	project	Sector	GPS	The number of beneficiaries	Duration of the project (days)	The cost of the project (IQD)	Date of contract	satarting date	Date of completion	percentage completion planned	percentage of actual completion	Deviation ratio	Financial maturity according to the percentage of actual completion	the paid amount (IQD)	Causes of deviation
6	Rehabilitation of streets in tikreet	Municipalities													
7	Rehabilitation of the street extending from the intersection of the old council towards Qadisiyah, 680 m / Tikrit / Salahuddin	Municipalities	37 68 92N 42 77 17 E	150,000	20+80	762,737,000	25/09/2017	02/10/2017	26/3/2018	100%	100%	0%	762,737,000	201,451,500	completion of work
8	Rehabilitation of Salah al-Din laboratory building / Tikrit / Salah al-Din	Municipalities													
9	Rehabilitation of the Directorate of Customs Salahaddin / Tikrit / Salah aldin	Municipalities													
10	Rehabilitation of the Directorate of Statistics Salah Eddin / Tikrit / Salahaladin	Municipalities		180,000	84	872,881,000	03/10/2017	17/10/2017	15/6/2018	100%	100%	15%	0%	125,538,500	completion of work
11	Rehabilitation of the dejlah district building /samarra/salah al din	Municipalities													

Salah Al din governorate Projects

Special programs

#	project	Sector	GPS	The number of beneficiaries	Duration of the project (days)	The cost of the project (IQD)	Date of contract	satarting date	Date of completion	percentage completion planned	percentage of actual completion	Deviation ratio	Financial maturity according to the percentage of actual completion	the paid amount (IQD)	Causes of deviation
12	Rehabilitation of the Directorate of Agriculture in salah aldin	Municipalities													
13	supplying of generators with different capacity for water projects	Water	Different areas	764,000	90	1,734,000,000	26/11/2017	Continuous		100%	100%	0%	0%		
14	Supplying generators with different capacity for lifting and pumping stations for sewage projects	Municipalities													
15	Supply of five submersible pumps for the first and second pumping stations in Dujail district - Saladin	Water		75,000	30	95,450,000	04/12/2017		30/1/2018	100%	100%	0%	95,450,000	0	completion of work
16	supply of submersible pumps for water stations in shatee al jidar, Al-Kabeer, Fayyad, Shahid Ahmed/ salah al din	Water		50,000	45	187,250,000	10/12/2017		22/2/2018	100%	100%	0%	187,250,000		completion of work

Salah Al din governorate Projects

Special programs

#	project	Sector	GPS	The number of beneficiaries	Duration of the project (days)	The cost of the project (IQD)	Date of contract	satarting date	Date of completion	percentage completion planned	percentage of actual completion	Deviation ratio	Financial maturity according to the percentage of actual completion	the paid amount (IQD)	Causes of deviation
17	supplying materials for rehabilitation electrical network in Tuz and amirly	electricity		50,000	20	75,300,000	14/12/2017			100%	100%				completion of work
	supplying materials for rehabilitation electrical network in Tuz and amirly (transformers)	electricity		50,000	30	469,500,000	14/12/2017			100%	100%	0%	0%	0	completion of work
	Total					5,652,613,000									



Kirkuk governorate Projects

Investment Plan

#	project	Sector	GPS	The number of beneficiaries	Duration of the project	The cost of the project	Date of contract	satarting date	Date of completion	percentage completion planned	percentage of actual completion	Deviation ratio	Financial maturity according to the percentage of actual completion	the paid amount (IQD)	Causes of deviation
1	Demolition and Reconstruction of Al - Shaheed Elementary School 6 classroom	education	35 14.653N 44 16.121E	180	165	306,926,000	7/23/2017	8/3/2017	29/1/2018	100%	100%	0%	306,926,000	193,772,156	
2	Demolition and Reconstruction of Imam Hasan Primary School 6 classroom	education	35 13.101N 44 16.902E	180	165	306,926,000	7/23/2017	8/3/2017	27/3/2018	100%	100%	0%	306,926,000	322,001,156	
	Total			360		613,852,000									

Kirkuk governorate Projects

Special programs

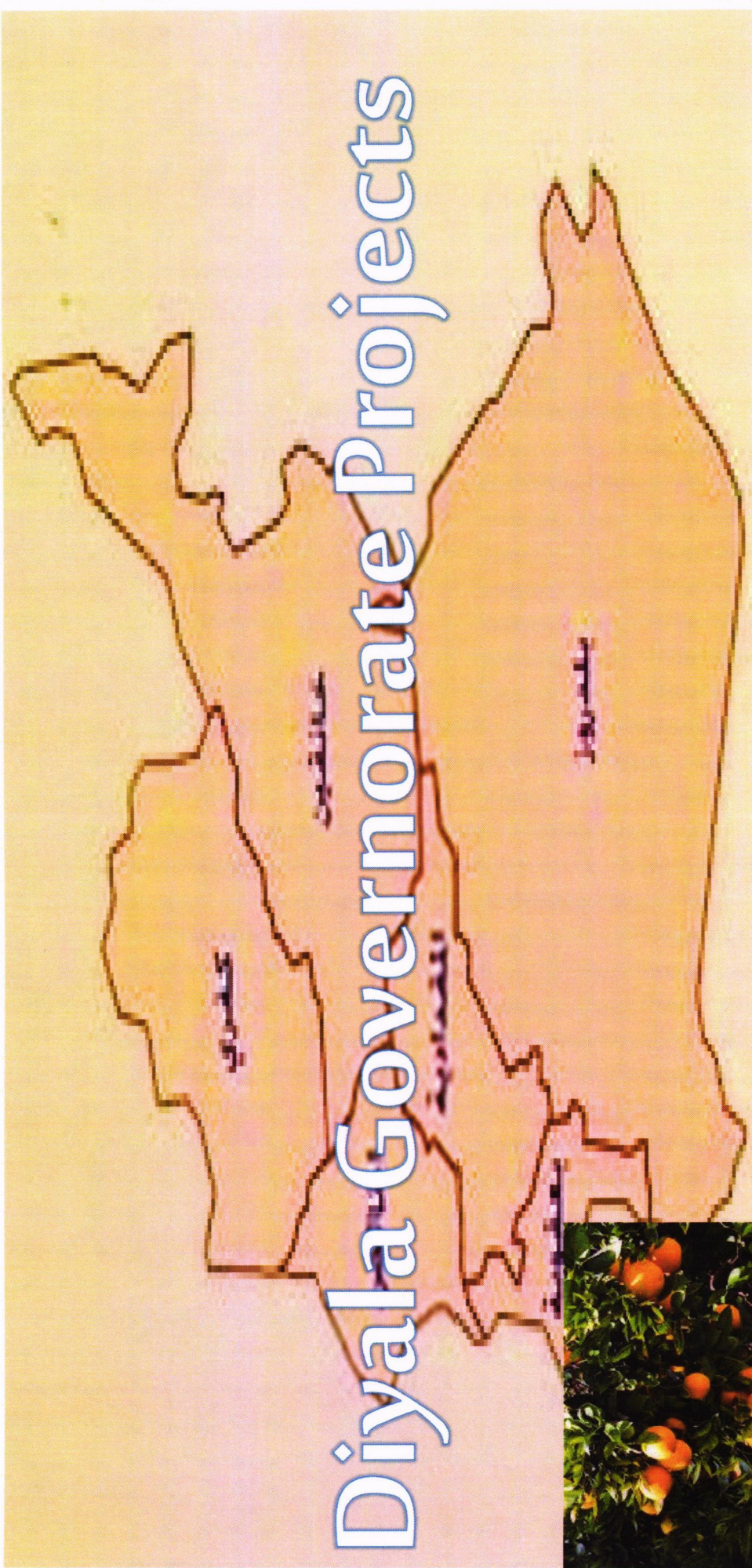
#	project	Sector	GPS	The number of beneficiaries	Duration of the project	The cost of the project	Date of contract	satarting date	Date of completion	percentage completion planned	percentage of actual completion	Deviation ratio	Financial maturity according to the percentage of actual completion	the paid amount (IQD)
1	Rehabilitation of electrical networks	electricity	35 27 .117N 44 11 .325E	5,200	30	153,734,000	7/31/2017	8/10/2017	31/8/2018	100%	100%	0%	153,734,000	146,989,000
2	Rehabilitation of electrical networks in the villages of Mulla Abdullah and Idris Khabaz and Idris Khaza'al and Hindi 1,2 / Kirkuk	electricity												
3	Rehabilitation and operation of a water station (50) m3 / h in the Yaiji district	water	35 24 .107N 44 21.151E	3,800	85	71,281,000	7/31/2017	8/3/2017	14/11/2017	100%	100%	0%	71,281,000	71,281,000
4	Maintenance of the al shamsia road / Kirkuk	Municipalities	35 14 .511N 44 16.217E	4,000	55	189,340,000	8/3/2017	8/3/2017	24/9/2017	100%	100%	0%	189,340,000	170,740,000
5	paving the internal streets by concrete near the Al waqf al shie school in Al-Bashir Palace	Municipalities												
6	supply of transformers for Al Hawija district	electricity		30,000	30	1,689,000,000	12/14/2017			in progrees				
7	Delivering water to the al hindi al jadidah village / Al Multaqa area	water		20,000		55,600,000	Direct execution		15/1/2018	100%	100%			

Kirkuk governorate Projects

Special programs

#	project	Sector	GPS	The number of beneficiaries	Duration of the project	The cost of the project	Date of contract	satarting date	Date of completion	percentage completion planned	percentage of actual completion	Deviation ratio	Financial maturity according to the percentage of actual completion	the paid amount (IQD)
8	Rehabilitation and paving of Kirkuk - Hawija road near Mujaser Khalid	roads and bridges		75,000		63,200,000	Direct execution		24/12/2017	100%	100%			
9	Rehabilitation of Mezher Al-Asi water station / Hawijah	water		12,500		69,600,000	Direct execution		25/12/2017	100%	100%			
	Total			13,000		2,291,755,000								

Diyala Governorate Projects



Diyala governorate Projects

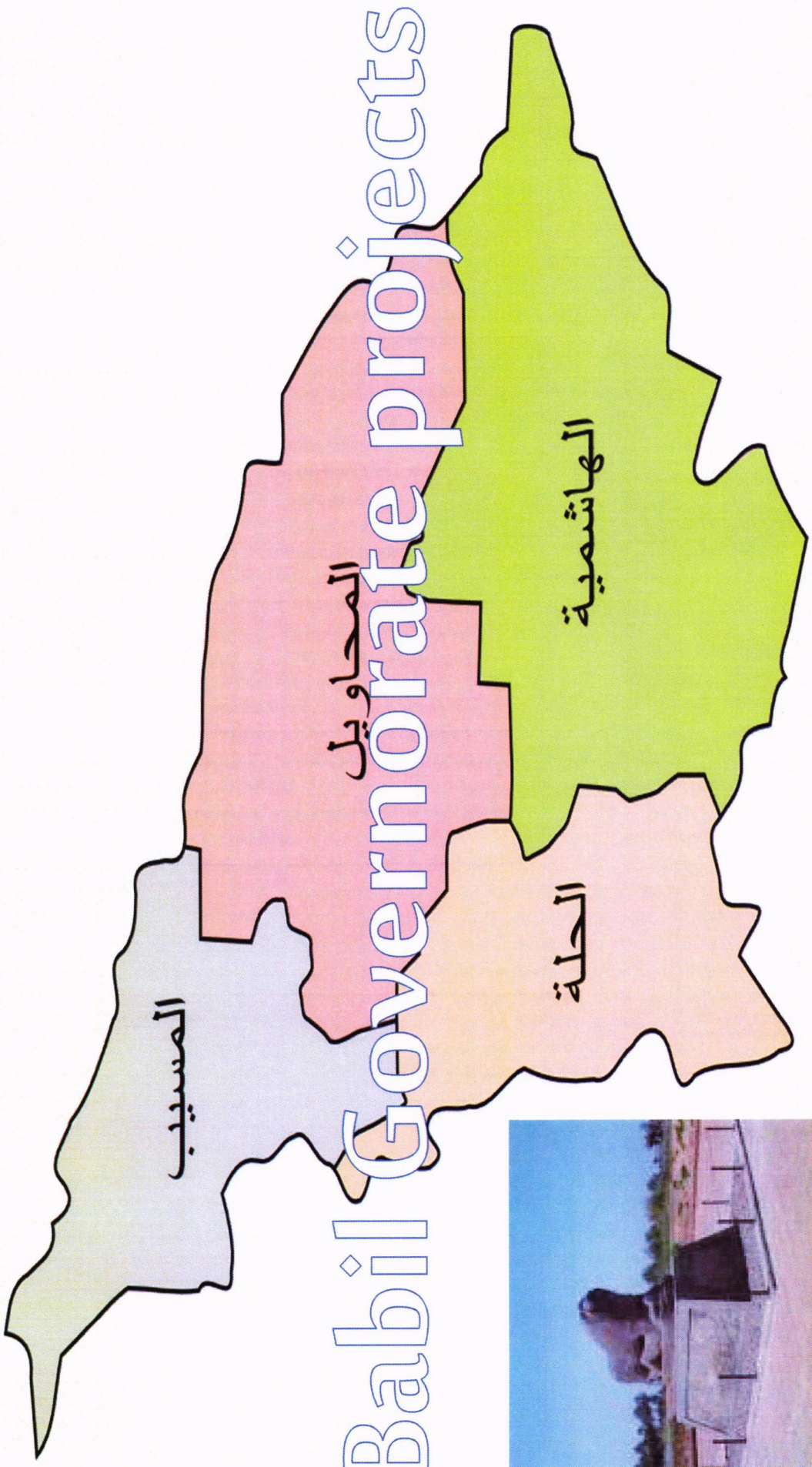
Investment Plan

#	project	Sector	GPS	The number of beneficiaries	Duration of the project (days)	The cost of the project (IQD)	Date of contract	satarting date	Date of completion	percentage completion planned	percentage of actual completion	Deviation ratio	Financial maturity according to the percentage of actual completion	the paid amount (IQD)	Causes of deviation
1	Al mamoon school / 9 classroom	education	34.273507 N 44.542155E	600	180	752,704,000	23/07/2017	26/09/2017	Continuous	100%	97%	3%	730,122,880	638,614,588	Delayed work due to non-disbursement of advance
2	Al hadeel school / 9 classroom	education		450	168	461,667,000	25/07/2017	24/09/2017	Continuous	100%	74%	26%	341,633,580	266,150,389	Delayed work due to non-disbursement of advance
3	Ibn zaidoon school	education		600	160	775,658,000	27/08/2017	not started	Continuous	100%	0%	100%	0		The work was suspended and the directive was directed to withdraw the work
4	paving a street from the ahmoud Ali bridge of to the bridge of Saragq Deli Abbas (6 km)	Roads			120	449,000,000	12/11/2017	29/11/2017	4/4/2018	100%	100%	0%	449,000,000	380,708,750	Complete of work
5	paving and covering streets in the eastern and western areas in the area of Al-Azim Dam (paving the streets within the municipal boundaries of Al-Azim Dam)	Roads			60	390,420,000	13/11/2017	25/12/2017	13/3/2018	100%	100%	0%	390,420,000	38,977,000	Complete of work
6	Casting the streets of Al - Israa neighborhood in Saadia	Roads	34 11 18.24N 45 07 08.5E		45	116,040,000	13/11/2017	04/12/2017	17/1/2018	100%	100%	0%	116,040,000	117,040,000	Complete of work
7	Paving roads in Muqdadayah (5 km length)	Roads			60	348,860,000	13/11/2017	13/12/2017	28/3/2018	100%	100%	0%	348,860,000	161,752,500	Complete of work
8	Rehabilitation of the main street in Jalawla city	Roads			90	259,563,500	13/11/2017	19/11/2017	20/3/2018	100%	100%	0%	259,563,500	224,992,500	Complete of work
9	Brushed concrete (12 km) from the bridge of Shaqraq to the village of Abbasiyah to the village of Al aali	Roads			90	168,750,000	07/11/2017	19/11/2017	8/2/2018	100%	100%	0%	168,750,000	178,408,563	Complete of work

Diyala governorate Projects

Investment Plan

#	project	Sector	GPS	The number of beneficiaries	Duration of the project (days)	The cost of the project (IQD)	Date of contract	satarting date	Date of completion	percentage completion planned	percentage of actual completion	Deviation ratio	Financial maturity according to the percentage of actual completion	the paid amount (IQD)	Causes of deviation
10	The paving of streets within the municipal boundaries / Municipality of Mansourieh length of 1650 m	Roads			40	469,205,000	22/11/2017	06/12/2017	25/3/2018	100%	100%	0%	469,205,000	19,818,525	Complete of work
11	Pavement of streets in the villages of Sherwin with a length of 6.5 km / Mansuriya Sherwin / Diyala	Roads			180	559,485,000	13/11/2017	19/11/2017	24/6/2018	95%	62%	33%	346,880,700	100,000,000	Complete of work
12	Rehabilitation of the street no21with a length of 1,4 km for the al tahreer district / Baqubah / Diyala	Electricity			100	195,720,000	5/6/2018	20/6/2018	Continuous	78%	78%	0%	0	0	
13	rehabilitate the lighting network of the streets of Kanaan - Baquba / Diyala	Roads			45	111,220,000	7/6/2018	21/6/2018	29/7/2018	0%	0%	0%	0	0	Complete of work
14	maintenance, cladding and tiling Baladrouz villages roads .Atab village with length of 7.5 km - Ataimat village 1,5 Baladrouz district / Diyala	Roads			120	921,260,000	20/6/2018	4/7/2018	Continuous	59%	23%	0%	211,889,800	0	
15	tiling um latham Street for a length of 2,15 km in the district of Baqubah / Diyala	Roads			75	227,020,000	25/6/2018	19/7/2018	Continuous	54%	60%	0%	136,212,000	0	
16	paving the streets with a length of 1.8 km for the villages of Khan Bani Saad - Baquba (Rabia Atashana and Ali Al-Hadi and Al-Shaimaa) / Diyala	Roads			30	185,040,000	25/6/2018	19/7/2018	9/8/2018	100%	100%	0%	185,040,000	0	Complete of work
	Total					6,391,612,500									



Babil Governorate projects

